

## anti- ENTPD1 antibody

### Product Information

Catalog No.:	FNab02780
Size:	100µg
Form:	liquid
Purification:	Immunogen affinity purified
Purity:	≥95% as determined by SDS-PAGE
Host:	Rabbit
Clonality:	polyclonal
Clone ID:	None
IsoType:	IgG
Storage:	PBS with 0.02% sodium azide and 50% glycerol pH 7.3, -20°C for 12 months (Avoid repeated freeze / thaw cycles.)

### Background

In the nervous system, could hydrolyze ATP and other nucleotides to regulate purinergic neurotransmission. Could also be implicated in the prevention of platelet aggregation by hydrolyzing platelet-activating ADP to AMP. Hydrolyzes ATP and ADP equally well.

### Immunogen information

Immunogen:	ectonucleoside triphosphate diphosphohydrolase 1
Synonyms:	ATPDase, CD39, Ecto apyrase, Ecto ATP diphosphohydrolase 1, Ecto ATPase 1, EctoATPDase 1, ENTPD1, NTPDase 1
Observed MW:	50 kDa
UniprotID :	P49961

### Application

Reactivity:	Human, Mouse, Rat
Tested Application:	ELISA, IHC, WB, FC, IF
Recommended dilution:	WB: 1:200-1:1000; IHC: 1:20-1:200; IF: 1:20-1:200

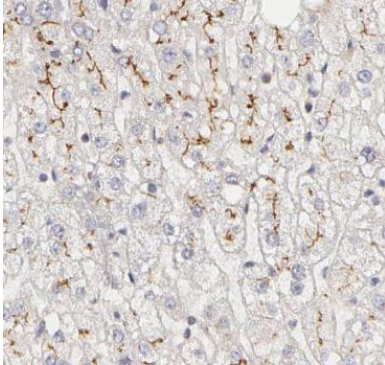
### Wuhan Fine Biotech Co., Ltd.

B9 Bld, High-Tech Medical Devices Park, No. 818 GaoxinAve. East Lake High-Tech Development Zone. Wuhan, Hubei, China(430206)

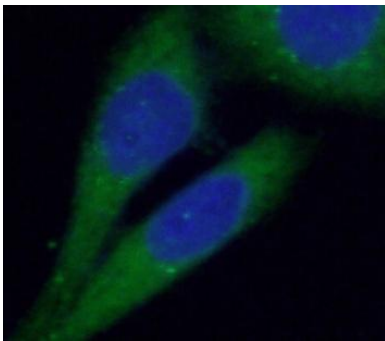
Tel : (0086)027-87384275

Fax: (0086)027-87800889 [www.fn-test.com](http://www.fn-test.com)

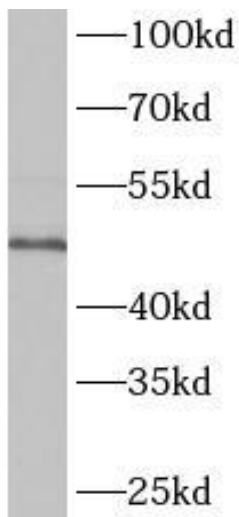
Image:



Immunohistochemistry of paraffin-embedded human liver using FNab02780(ENTPD1 antibody) at dilution of 1:50



Immunofluorescent analysis of HeLa cells using FNab02780(ENTPD1 Antibody) at dilution of 1:50 and Alexa Fluoro 488-Goat anti rabbit IgG



mouse placenta tissue were subjected to SDS PAGE followed by western blot with FNab02780(ENTPD1 Antibody) at dilution of 1:600

**Wuhan Fine Biotech Co., Ltd.**

B9 Bld, High-Tech Medical Devices Park, No. 818 GaoxinAve. East Lake High-Tech Development Zone. Wuhan, Hubei, China(430206)

Tel : (0086)027-87384275

Fax: (0086)027-87800889 [www.fn-test.com](http://www.fn-test.com)