

## anti-Dynamitin antibody

### Product Information

Catalog No.:	FNab02577
Size:	100µg
Form:	liquid
Purification:	Immunogen affinity purified
Purity:	≥95% as determined by SDS-PAGE
Host:	Rabbit
Clonality:	polyclonal
Clone ID:	None
IsoType:	IgG
Storage:	PBS with 0.02% sodium azide and 50% glycerol pH 7.3, -20°C for 12 months (Avoid repeated freeze / thaw cycles.)

### Background

None

### Immunogen information

Immunogen:	dynactin 2(p50)
Synonyms:	None
Observed MW:	50 kDa
UniprotID :	Q13561

### Application

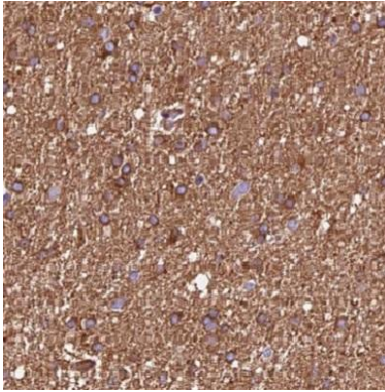
Reactivity:	Human, Mouse
Tested Application:	ELISA, WB, IHC, IP
Recommended dilution:	WB: 1:500-1:2000; IP: 1:200-1:1000; IHC: 1:20-1:200
Image:	

### Wuhan Fine Biotech Co., Ltd.


B9 Bld, High-Tech Medical Devices Park, No. 818 GaoxinAve. East Lake High-Tech Development Zone. Wuhan, Hubei, China(430206)

Tel : (0086)027-87384275


Fax: (0086)027-87800889 [www.fn-test.com](http://www.fn-test.com)



Immunohistochemistry of paraffin-embedded human gliomas using FNab02577(dynactin-2 antibody) at dilution of 1:50



IP Result of anti-Dynamitin (IP:FNab02577, 3ug; Detection:FNab02577 1:800) with mouse brain tissue lysate 4000ug.



mouse testis tissue were subjected to SDS PAGE followed by western blot with FNab02577(dynactin-2 antibody) at dilution of 1:800