

anti- DRP1 antibody

Product Information

Catalog No.:	FNab02541
Size:	100µg
Form:	liquid
Purification:	Immunogen affinity purified
Purity:	≥95% as determined by SDS-PAGE
Host:	Rabbit
Clonality:	polyclonal
IsoType:	IgG
Storage:	PBS with 0.02% sodium azide and 50% glycerol pH 7.3, -20°C for 12 months (Avoid repeated freeze / thaw cycles.)

Immunogen information

Immunogen:	dynamin 1-like
Synonyms:	DLP1, DNM1L, DRP1
Observed MW:	75-80 kDa
Uniprot ID :	O00429

Application

Reactivity:	Human, Mouse, Rat
Tested Application:	ELISA, WB, IHC, IF
Recommended dilution:	WB: 1:500 - 1:2000; IHC: 1:50 - 1:200; IF: 1:20-1:200
Image:	

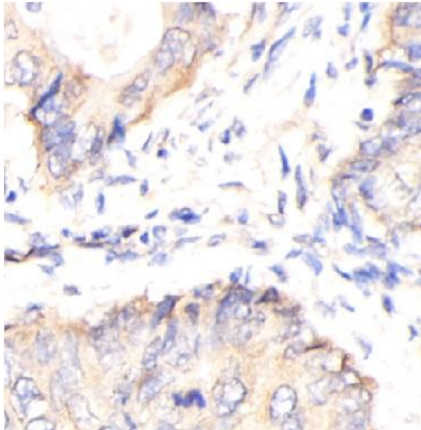
Wuhan Fine Biotech Co., Ltd.

B9 Bld, High-Tech Medical Devices Park, No. 818 Gaoxin Ave. East Lake High-Tech Development Zone. Wuhan, Hubei, China(430206)

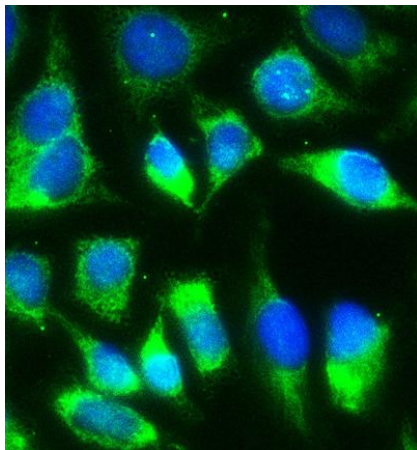
Tel : (0086)027-87384275

Fax: (0086)027-87800889

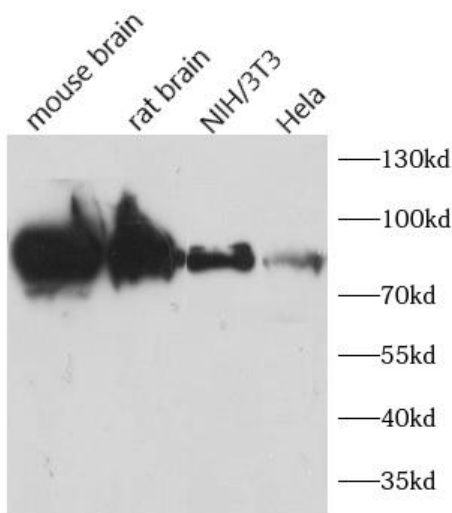
www.fn-test.com



Immunohistochemistry of paraffin-embedded human colon cancer using FNab02541(DRP1 antibody) at dilution of 1:100



Immunofluorescent analysis of HeLa cells using FNab02541 (DRP1 antibody) at dilution of 1:50



Various lysates were subjected to SDS PAGE followed by western blot with FNab02541(DRP1 antibody) at dilution of 1:1000