

anti- DCI antibody

Product Information

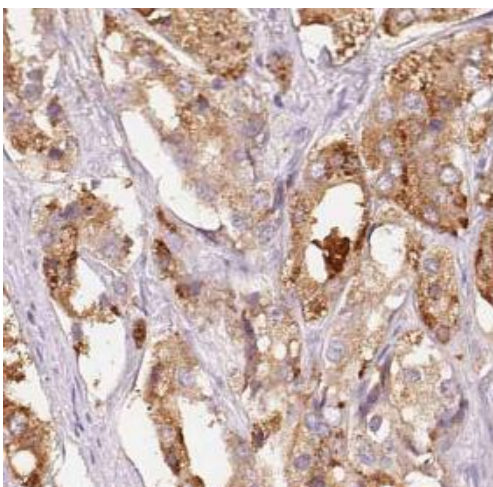
Catalog No.:	FNab02264
Size:	100 μ g
Form:	liquid
Purification:	Immunogen affinity purified
Purity:	\geq 95% as determined by SDS-PAGE
Host:	Rabbit
Clonality:	polyclonal
IsoType:	IgG
Storage:	PBS with 0.02% sodium azide and 50% glycerol pH 7.3 , -20 $^{\circ}$ C for 12 months (Avoid repeated freeze / thaw cycles.)

Immunogen information

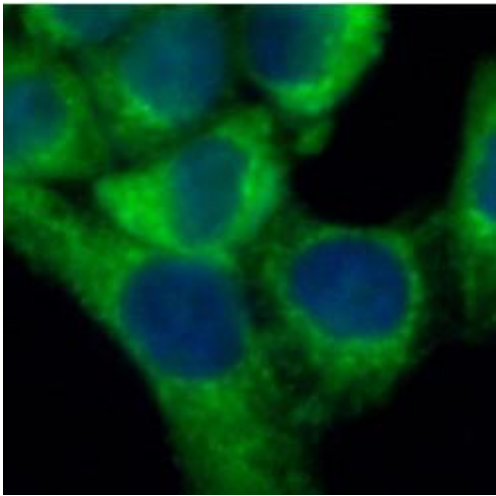
Immunogen:	dodecenoyl-Coenzyme A delta isomerase(3,2 trans-enoyl-Coenzyme A isomerase)
Synonyms:	D3,D2 enoyl CoA isomerase, DCI, Dodecenoyl CoA isomerase, ECI1
Observed MW:	31kd
Uniprot ID :	P42126

Application


Specificity:	Human, Mouse, Rat
Tested Application:	ELISA, IHC, WB, IF
Recommended dilution:	WB: 1:500-1:1000; IHC: 1:20-1:200; IF: 1:10-1:100
Image:	



Immunohistochemistry of paraffin-embedded human prostate cancer using FNab02264(DCI antibody) at dilution of 1:50



Immunofluorescent analysis of HeLa cells using FNab02264(DCI antibody) at dilution of 1:25 and Alexa Fluor 488-conjugated AffiniPure Goat Anti-Rabbit IgG(H+L)



HEK-293 cells were subjected to SDS PAGE followed by western blot with FNab02264(DCI Antibody) at dilution of 1:600