

## anti- Cytokeratin 18 antibody

### Product Information

Catalog No.:	FNab02206
Size:	100µg
Form:	liquid
Purification:	Protein A+G purification
Purity:	≥95% as determined by SDS-PAGE
Host:	Mouse
Clonality:	monoclonal
Clone ID:	6E3
IsoType:	IgG2a
Storage:	PBS with 0.02% sodium azide and 50% glycerol pH 7.3 , -20°C for 12 months (Avoid repeated freeze / thaw cycles.)

### Immunogen information

Immunogen:	keratin 18
Synonyms:	CK 18, CYK18, Cytokeratin 18, K18, keratin 18, KRT18
Observed MW:	48 kDa
Uniprot ID :	P05783

### Application

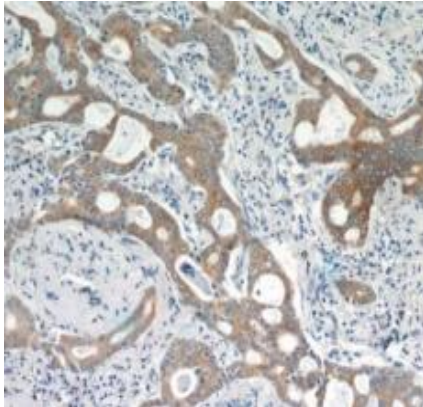
Reactivity:	Human, Mouse, Rat
Tested Application:	ELISA, WB, FC, IF, IHC
Recommended dilution:	WB: 1:5000-1:30000; IHC: 1:500-1:1000; IF: 1:100-1:300
Image:	

### Wuhan Fine Biotech Co., Ltd.

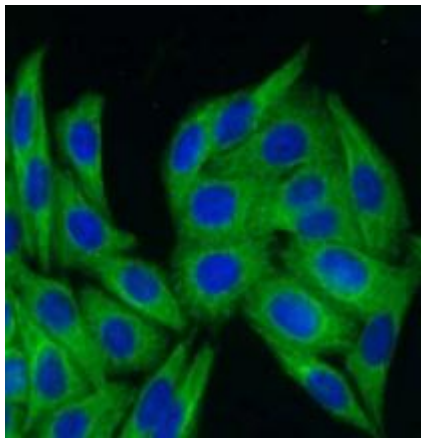
B9 Bld, High-Tech Medical Devices Park, No. 818 Gaoxin Ave. East Lake High-Tech Development Zone. Wuhan, Hubei, China(430206)

Tel : (0086)027-87384275

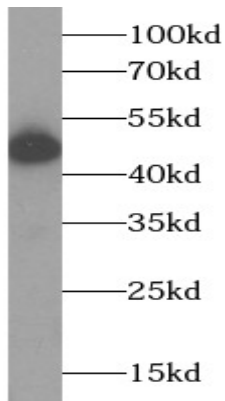
Fax: (0086)027-87800889 [www.fn-test.com](http://www.fn-test.com)



Immunohistochemistry of paraffin-embedded human lung cancer tissue slide using FNab02206( KRT18 Antibody) at dilution of 1:200



Immunofluorescent analysis of HepG2 cells using FNab02206 ( KRT18 Antibody) at dilution of 1:25 and Alexa Fluor 594-conjugated AffiniPure Goat Anti-Mouse IgG(H+L)



HeLa cells were subjected to SDS PAGE followed by western blot with FNab02206( KRT18 Antibody) at dilution of 1:20000