

## anti- Cytokeratin 18 antibody

### Product Information

Catalog No.:	FNab02205
Size:	100µg
Form:	liquid
Purification:	Immunogen affinity purified
Purity:	≥95% as determined by SDS-PAGE
Host:	Rabbit
Clonality:	polyclonal
Clone ID:	None
IsoType:	IgG
Storage:	PBS with 0.02% sodium azide and 50% glycerol pH 7.3, -20°C for 12 months (Avoid repeated freeze / thaw cycles.)

### Background

None

### Immunogen information

Immunogen:	keratin 18
Synonyms:	CK 18, CYK18, Cytokeratin 18, K18, keratin 18, KRT18
Observed MW:	48 kDa
Uniprot ID :	P05783

### Application

Reactivity:	Human, Mouse, Rat
Tested Application:	ELISA, WB, IF, IHC, IP
Recommended dilution:	WB: 1:1000-1:4000; IP: 1:1000-1:4000; IHC: 1:200-1:1000; IF: 1:50-1:500
Image:	

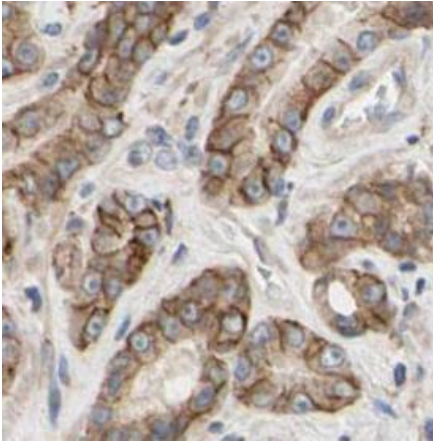
### Wuhan Fine Biotech Co., Ltd.

B9 Bld, High-Tech Medical Devices Park, No. 818 Gaoxin Ave. East Lake High-Tech Development Zone. Wuhan, Hubei, China(430206)

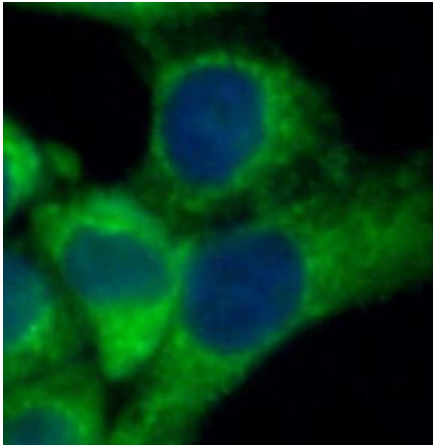
Tel : (0086)027-87384275

Fax: (0086)027-87800889

[www.fn-test.com](http://www.fn-test.com)




Immunohistochemistry of paraffin-embedded human prostate cancer tissue slide using FNab02205(KRT18 Antibody) at dilution of 1:200



Immunofluorescent analysis of ( -20°C Ethanol ) fixed HeLa cells using FNab02205(KRT18 Antibody) at dilution of 1:100 and Alexa Fluor 488-conjugated Goat Anti-Rabbit IgG(H+L)

IP Result of anti-Cytokeratin 18 (IP:FNab02205, 4ug; Detection:FNab02205 1:500) with A431 cells lysate 2000ug.



A431 cells were subjected to SDS PAGE followed by western blot with FNab02205(KRT18 antibody) at dilution of 1:1000

