

## anti- Cytokeratin 14 antibody

### Product Information

Catalog No.:	FNab02195
Size:	100µg
Form:	liquid
Purification:	Immunogen affinity purified
Purity:	≥95% as determined by SDS-PAGE
Host:	Rabbit
Clonality:	polyclonal
IsoType:	IgG
Storage:	PBS with 0.02% sodium azide and 50% glycerol pH 7.3 , -20°C for 24 months (Avoid repeated freeze / thaw cycles.)

### Immunogen information

Immunogen:	keratin 14
Synonyms:	CK 14, CK14, Cytokeratin 14, EBS3, EBS4, K14, keratin 14, KRT14, NFJ
Observed MW:	47-50 kDa
Uniprot ID :	P02533

### Application

Reactivity:	Human, Mouse, Rat
Tested Application:	ELISA, WB, IF, IP, IHC
Recommended dilution:	WB: 1:500-1:2000; IP: 1:500-1:2000; IHC: 1:20-1:200; IF: 1:50-1:500
Image:	

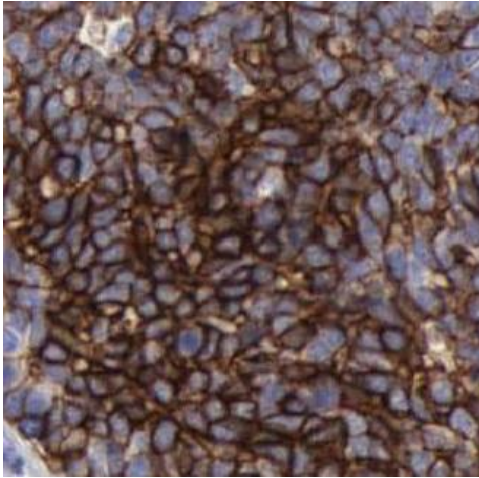
### Wuhan Fine Biotech Co., Ltd.

B9 Bld, High-Tech Medical Devices Park, No. 818 Gaoxin Ave. East Lake High-Tech Development Zone. Wuhan, Hubei, China(430206)


Tel : (0086)027-87384275

Fax: (0086)027-87800889

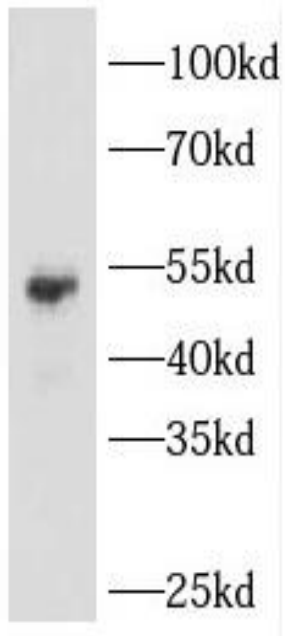
[www.fn-test.com](http://www.fn-test.com)



Immunohistochemistry of paraffin-embedded human lung cancer tissue slide using FNab02195(KRT14 Antibody) at dilution of 1:200



IP Result of anti- KRT14(IP: FNab02195,3 $\mu$  g; Detection: FNab02195 1:1000) with A431 cells lysate 1000 $\mu$  g



A431 cells were subjected to SDS PAGE followed by western blot with FNab02195(KRT14 antibody) at dilution of 1:1000