

## anti- CPLX2 antibody

### Product Information

Catalog No.:	FNab01921
Size:	100µg
Form:	liquid
Purification:	Immunogen affinity purified
Purity:	≥95% as determined by SDS-PAGE
Host:	Rabbit
Clonality:	polyclonal
Clone ID:	None
IsoType:	IgG
Storage:	PBS with 0.02% sodium azide and 50% glycerol pH 7.3, -20°C for 12 months (Avoid repeated freeze / thaw cycles.)

### Background

Negatively regulates the formation of synaptic vesicle clustering at active zone to the presynaptic membrane in postmitotic neurons. Positively regulates a late step in exocytosis of various cytoplasmic vesicles, such as synaptic vesicles and other secretory vesicles. Also involved in mast cell exocytosis(By similarity).

### Immunogen information

Immunogen:	complexin 2
Synonyms:	None
Observed MW:	20kd
UniprotID :	Q6PUV4

### Application

Reactivity:	Human, Mouse, Rat
Tested Application:	ELISA, WB, IHC, IP
Recommended dilution:	WB: 1:500-1:2000; IP: 1:200-1:1000; IHC: 1:20-1:200

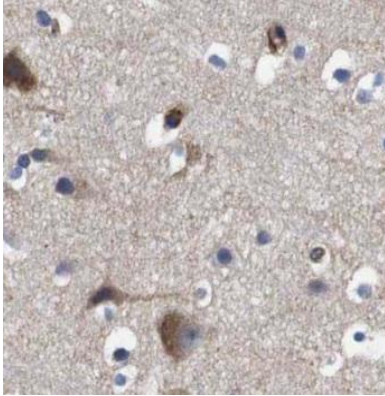
### Wuhan Fine Biotech Co., Ltd.

B9 Bld, High-Tech Medical Devices Park, No. 818 GaoxinAve.East Lake High-Tech Development Zone.Wuhan, Hubei, China(430206)

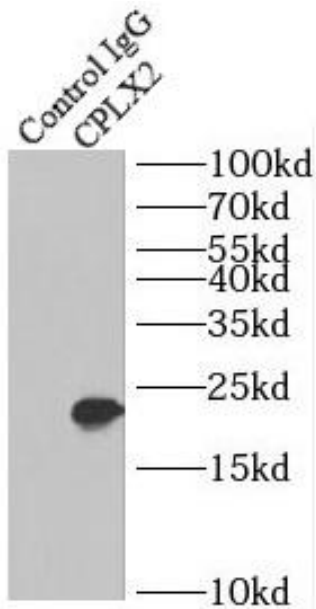
Tel : (0086)027-87384275

Fax: (0086)027-87800889 [www.fn-test.com](http://www.fn-test.com)

Image:



Immunohistochemistry of paraffin-embedded human brain slide using FNab01921(CPLX2 Antibody) at dilution of 1:50



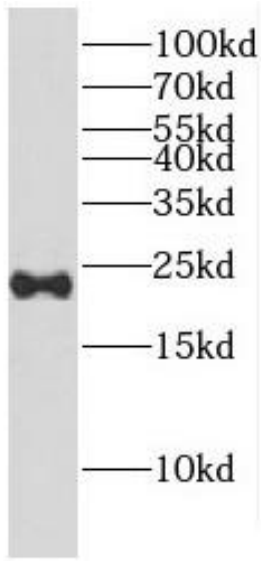
IP Result of anti-CPLX2 (IP:FNab01921, 3ug; Detection:FNab01921 1:700) with SH-SY5Y cells lysate 800ug.

**Wuhan Fine Biotech Co., Ltd.**

B9 Bld, High-Tech Medical Devices Park, No. 818 GaoxinAve. East Lake High-Tech Development Zone. Wuhan, Hubei, China(430206)

Tel : (0086)027-87384275

Fax: (0086)027-87800889 [www.fn-test.com](http://www.fn-test.com)



mouse brain tissue were subjected to SDS PAGE followed by western blot with FNab01921(CPLX2 antibody) at dilution of 1:1000