

anti- CCT5 antibody

Product Information

Catalog No.:	FNab01400
Size:	100µg
Form:	liquid
Purification:	Immunogen affinity purified
Purity:	≥95% as determined by SDS-PAGE
Host:	Rabbit
Clonality:	polyclonal
Clone ID:	None
IsoType:	IgG
Storage:	PBS with 0.02% sodium azide and 50% glycerol pH 7.3, -20°C for 12 months (Avoid repeated freeze / thaw cycles.)

Background

Molecular chaperone; assists the folding of proteins upon ATP hydrolysis. As part of the BBS/CCT complex may play a role in the assembly of BBSome, a complex involved in ciliogenesis regulating transports vesicles to the cilia. Known to play a role, in vitro, in the folding of actin and tubulin.

Immunogen information

Immunogen:	chaperonin containing TCP1, subunit 5(epsilon)
Synonyms:	CCTE, KIAA0098
Observed MW:	60kd
UniprotID :	P48643

Application

Reactivity:	Human, Mouse, Rat, Zebrafish
Tested Application:	ELISA, IHC, IF, IP, WB
Recommended dilution:	WB: 1:500-1:2000; IP: 1:500-1:1000; IHC: 1:20-1:200; IF: 1:10-1:100

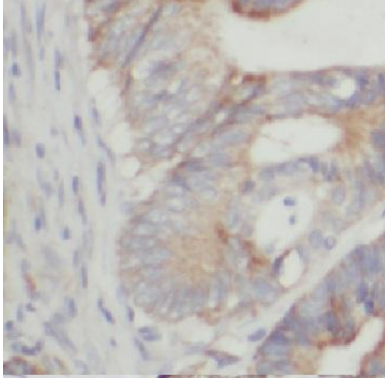
Wuhan Fine Biotech Co., Ltd.

B9 Bld, High-Tech Medical Devices Park, No. 818 GaoxinAve.East Lake High-Tech Development Zone.Wuhan, Hubei, China(430206)

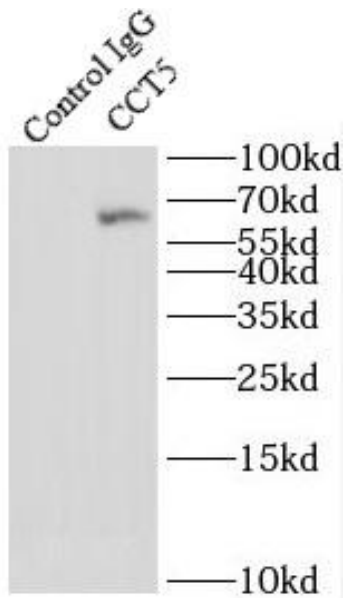
Tel : (0086)027-87384275

Fax: (0086)027-87800889 www.fn-test.com

Image:



Immunohistochemistry of paraffin-embedded human colon cancer using FNab01400(CCT5 antibody) at dilution of 1:100




IP Result of anti-CCT5 (IP:FNab01400, 4ug; Detection:FNab01400 1:1000) with HeLa cells lysate 1200ug.

Wuhan Fine Biotech Co., Ltd.

B9 Bld, High-Tech Medical Devices Park, No. 818 GaoxinAve.East Lake High-Tech Development Zone.Wuhan, Hubei, China(430206)

Tel : (0086)027-87384275

Fax: (0086)027-87800889 www.fn-test.com



HeLa cells were subjected to SDS PAGE followed by western blot with FNab01400(CCT5 antibody) at dilution of 1:1000