

## anti- ATF6B antibody

### Product Information

Catalog No.:	FNab00665
Size:	100µg
Form:	liquid
Purification:	Immunogen affinity purified
Purity:	≥95% as determined by SDS-PAGE
Host:	Rabbit
Clonality:	polyclonal
Clone ID:	None
IsoType:	IgG
Storage:	PBS with 0.02% sodium azide and 50% glycerol pH 7.3, -20°C for 12 months (Avoid repeated freeze / thaw cycles.)

### Background

The endoplasmic reticulum (ER)-transmembrane proteins, ATF6 alpha (ATF6) and ATF6 beta (ATF6B), are cleaved during the ER stress response (ERSR). The resulting N-terminal fragments of both ATF6 isoforms, which have conserved basic leucine-zipper and DNA binding domains but divergent transcriptional activation domains, translocate to the nucleus where they bind to ER stress-response elements (ERSE) in ERSR, such as Bip/GRP78. This antibody could recognize ATF6 beta (110kd) and its cleaved forms(60,80kd )(PMID: 11256944)

### Immunogen information

Immunogen:	activating transcription factor 6 beta
Synonyms:	CREBL1, G13
Observed MW:	110 kDa, 60 kDa, 80 kDa
UniprotID :	Q99941

### Application

Reactivity:	Human, Mouse, Rat
Tested Application:	ELISA, WB, IHC, IF, IP

### Wuhan Fine Biotech Co., Ltd.

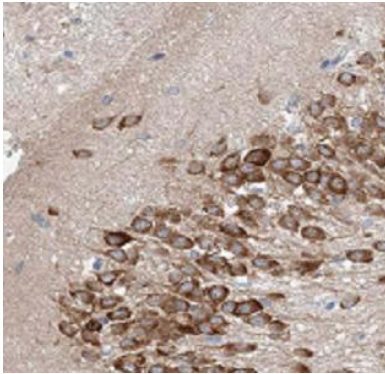
B9 Bld, High-Tech Medical Devices Park, No. 818 GaoxinAve.East Lake High-Tech Development Zone.Wuhan, Hubei, China(430206)

Tel : (0086)027-87384275

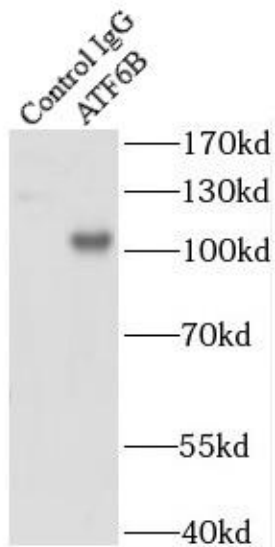
Fax: (0086)027-87800889 [www.fn-test.com](http://www.fn-test.com)

Recommended dilution: WB: 1:1000-1:4000; IP:1:500-1:2000; IHC: 1:20-1:200; IF: 1:10-1:100

Image:



Immunohistochemistry of paraffin-embedded human brain using FNab00665(ATF6B antibody) at dilution of 1:100



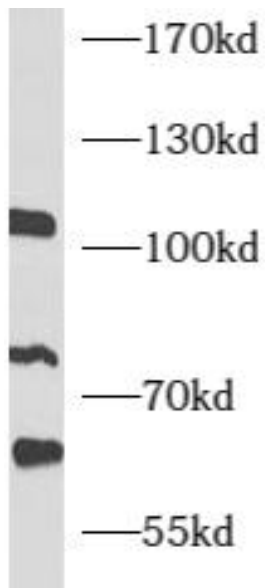
IP Result of anti-ATF6B (IP:FNab00665, 4ug; Detection:FNab00665 1:1000) with Jurkat cells lysate 3200ug.

**Wuhan Fine Biotech Co., Ltd.**

B9 Bld, High-Tech Medical Devices Park, No. 818 GaoxinAve.East Lake High-Tech Development Zone.Wuhan, Hubei, China(430206)

Tel :( 0086)027-87384275

Fax: (0086)027-87800889 [www.fn-test.com](http://www.fn-test.com)



Jurkat cells were subjected to SDS PAGE followed by western blot with FNab00665(ATF6B antibody) at dilution of 1:1000

**Wuhan Fine Biotech Co., Ltd.**

B9 Bld, High-Tech Medical Devices Park, No. 818 GaoxinAve.East Lake High-Tech Development Zone.Wuhan, Hubei, China(430206)

Tel :( 0086)027-87384275

Fax: (0086)027-87800889 [www.fn-test.com](http://www.fn-test.com)