

anti- ARHGAP4 antibody

Product Information

| | |
|---------------|---|
| Catalog No.: | FNab00552 |
| Size: | 100µg |
| Form: | liquid |
| Purification: | Immunogen affinity purified |
| Purity: | ≥95% as determined by SDS-PAGE |
| Host: | Rabbit |
| Clonality: | polyclonal |
| Clone ID: | None |
| IsoType: | IgG |
| Storage: | PBS with 0.02% sodium azide and 50% glycerol pH 7.3, -20°C for 12 months (Avoid repeated freeze / thaw cycles.) |

Background

Inhibitory effect on stress fiber organization. May down-regulate Rho-like GTPase in hematopoietic cells.

Immunogen information

| | |
|--------------|---------------------------------|
| Immunogen: | Rho GTPase activating protein 4 |
| Synonyms: | KIAA0131, RGC1, RHOGAP4 |
| Observed MW: | 115 kDa |
| UniprotID : | P98171 |

Application

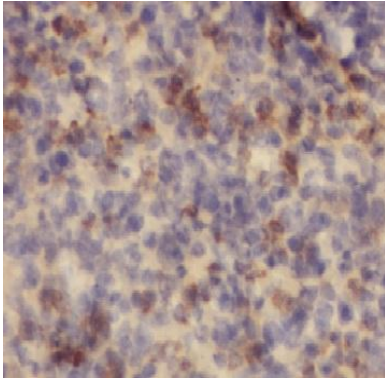
| | |
|-----------------------|---|
| Reactivity: | Human |
| Tested Application: | ELISA, IHC, WB, IF, IP |
| Recommended dilution: | WB: 1:500-1:2000; IP: 1:200-1:1000; IHC: 1:20-1:200; IF: 1:20-1:200 |
| Image: | |

Wuhan Fine Biotech Co., Ltd.


B9 Bld, High-Tech Medical Devices Park, No. 818 GaoxinAve. East Lake High-Tech Development Zone. Wuhan, Hubei, China(430206)

Tel : (0086)027-87384275


Fax: (0086)027-87800889 www.fn-test.com



Immunohistochemistry of paraffin-embedded human spleen using FNab00552(ARHGAP4 antibody) at dilution of 1:100



IP Result of anti-ARHGAP4 (IP:FNab00552, 4ug; Detection:FNab00552 1:500) with HL-60 cells lysate 1000ug.



HL-60 cells were subjected to SDS PAGE followed by western blot with FNab00552(ARHGAP4 antibody) at dilution of 1:1000