

anti- ANKRD6 antibody

Product Information

Catalog No.:	FNab00420
Size:	100µg
Form:	liquid
Purification:	Immunogen affinity purified
Purity:	≥95% as determined by SDS-PAGE
Host:	Rabbit
Clonality:	polyclonal
Clone ID:	None
IsoType:	IgG
Storage:	PBS with 0.02% sodium azide and 50% glycerol pH 7.3, -20°C for 12 months (Avoid repeated freeze / thaw cycles.)

Background

Recruits CKI-epsilon to the beta-catenin degradation complex that consists of AXN1 or AXN2 and GSK3-beta and allows efficient phosphorylation of beta-catenin, thereby inhibiting beta-catenin/Tcf signals.

Immunogen information

Immunogen:	ankyrin repeat domain 6
Synonyms:	ANKRD6, ankyrin repeat domain 6, DIVERSIN, KIAA0957
Observed MW:	80 kDa
UniprotID :	Q9Y2G4

Application

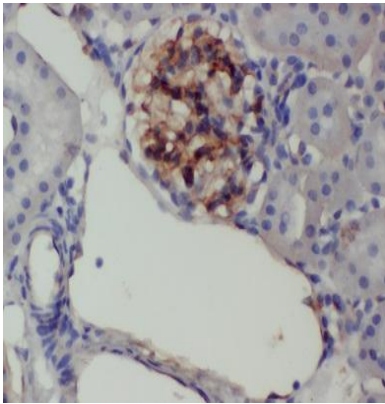
Reactivity:	Human
Tested Application:	ELISA, IP, WB, IHC
Recommended dilution:	WB: 1:200-1:1000; IP: 1:200-1:1000; IHC: 1:20-1:200
Image:	

Wuhan Fine Biotech Co., Ltd.

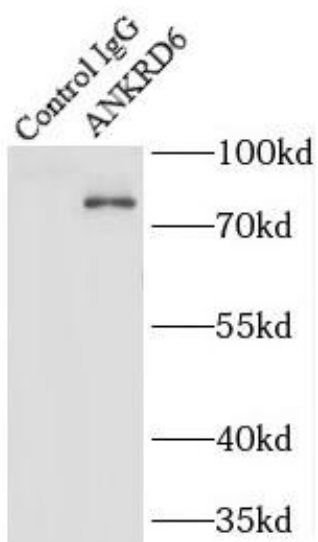
B9 Bld, High-Tech Medical Devices Park, No. 818 GaoxinAve. East Lake High-Tech Development Zone. Wuhan, Hubei, China(430206)

Tel : (0086)027-87384275

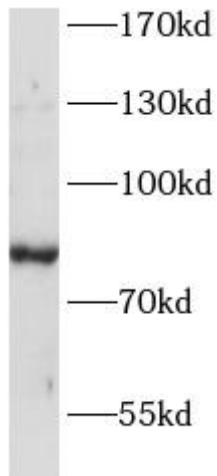
Fax: (0086)027-87800889 www.fn-test.com



Immunohistochemistry of paraffin-embedded human kidney tissue slide using FNab00420(ANKRD6 Antibody) at dilution of 1:50



IP Result of anti-ANKRD6 (IP:FNab00420, 5ug; Detection:FNab00420 1:300) with HEK-293 cells lysate 920ug.



HEK-293 cells were subjected to SDS PAGE followed by western blot with FNab00420(ANKRD6 Antibody) at dilution of 1:300

Wuhan Fine Biotech Co., Ltd.

B9 Bld, High-Tech Medical Devices Park, No. 818 GaoxinAve.East Lake High-Tech Development Zone.Wuhan, Hubei, China(430206)

Tel :(0086)027-87384275

Fax: (0086)027-87800889 www.fn-test.com