

anti- ANKLE1 antibody

Product Information

Catalog No.:	FNab00402
Size:	100µg
Form:	liquid
Purification:	Immunogen affinity purified
Purity:	≥95% as determined by SDS-PAGE
Host:	Rabbit
Clonality:	polyclonal
IsoType:	IgG
Storage:	PBS with 0.02% sodium azide and 50% glycerol pH 7.3, -20°C for 12 months (Avoid repeated freeze / thaw cycles.)

Immunogen information

Immunogen:	ankyrin repeat and LEM domain containing 1
Synonyms:	ANKLE1, ANKRD41, FLJ39369, LEM3, LEMD6
Observed MW:	67 kDa
Uniprot ID :	Q8NAG6

Application

Reactivity:	Human, Rat
Tested Application:	ELISA, WB, IHC, IF
Recommended dilution:	WB: 1:200-1:2000; IHC: 1:20-1:200; IF: 1:50-1:500
Image:	

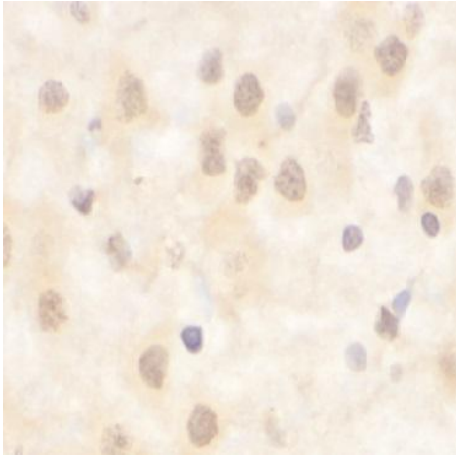
Wuhan Fine Biotech Co., Ltd.

B9 Bld, High-Tech Medical Devices Park, No. 818 Gaoxin Ave. East Lake High-Tech Development Zone. Wuhan, Hubei, China(430206)

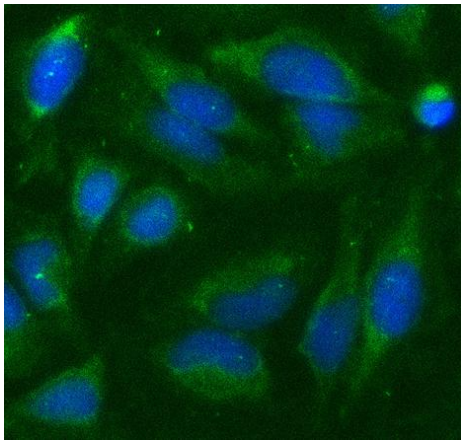
Tel : (0086)027-87384275

Fax: (0086)027-87800889


www.fn-test.com



Immunohistochemistry of paraffin-embedded rat brain tissue slide using FNab00402(ANKLE1 Antibody) at dilution of 1:100



Immunofluorescent analysis of HeLa cells using FNab00402(ANKLE1 antibody) at dilution of 1:100 and Alexa Fluor 488-conjugated Goat Anti-Rabbit IgG(H+L)



HeLa cells were subjected to SDS PAGE followed by western blot with FNab00402(ANKLE1 Antibody) at dilution of 1:500