

anti- ALDOB antibody

Product Information

Catalog No.:	FNab00302
Size:	100µg
Form:	liquid
Purification:	Immunogen affinity purified
Purity:	≥95% as determined by SDS-PAGE
Host:	Rabbit
Clonality:	polyclonal
Clone ID:	None
IsoType:	IgG
Storage:	PBS with 0.02% sodium azide and 50% glycerol pH 7.3, -20°C for 12 months (Avoid repeated freeze / thaw cycles.)

Background

None

Immunogen information

Immunogen:	aldolase B, fructose-bisphosphate
Synonyms:	ALDB, ALDOB, Liver type aldolase
Observed MW:	35 kDa
UniprotID :	P05062

Application

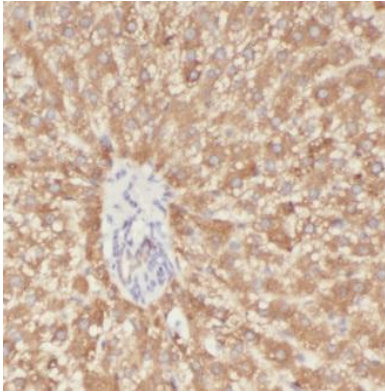
Reactivity:	Human, Mouse, Rat
Tested Application:	ELISA, WB, IHC, IF, IP
Recommended dilution:	WB: 1:500-1:5000; IHC: 1:20-1:200; IP: 1:500-1:5000; IF: 1:10-1:100
Image:	

Wuhan Fine Biotech Co., Ltd.

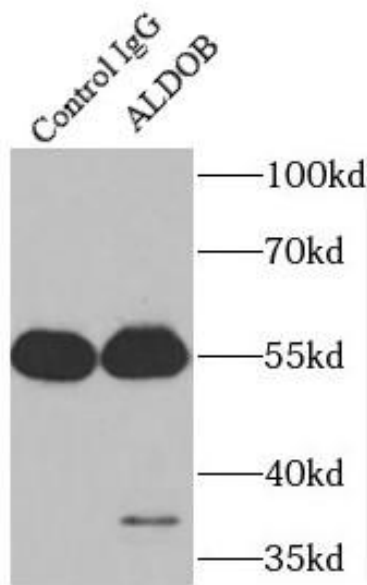
B9 Bld, High-Tech Medical Devices Park, No. 818 GaoxinAve. East Lake High-Tech Development Zone. Wuhan, Hubei, China(430206)

Tel : (0086)027-87384275

Fax: (0086)027-87800889 www.fn-test.com



Immunohistochemistry of paraffin-embedded human liver using FNab00302(ALDOB antibody) at dilution of 1:100



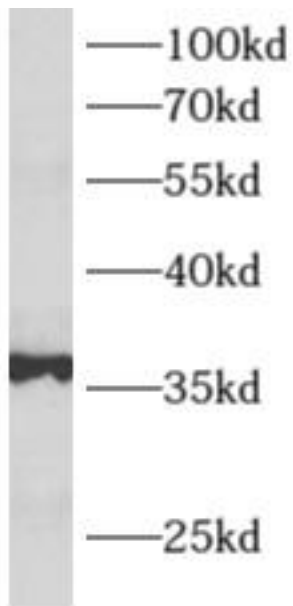
IP result of anti-ALDOB(IP:FNab00302, 4ug; Detection:FNab00302 1:500) with mouse brain tissue lysate 2400 ug.

Wuhan Fine Biotech Co., Ltd.

B9 Bld, High-Tech Medical Devices Park, No. 818 GaoxinAve. East Lake High-Tech Development Zone. Wuhan, Hubei, China(430206)

Tel : (0086)027-87384275

Fax: (0086)027-87800889 www.fn-test.com



mouse kidney tissue were subjected to SDS PAGE followed by western blot with FNab00302(ALDOB antibody) at dilution of 1:4000

Wuhan Fine Biotech Co., Ltd.

B9 Bld, High-Tech Medical Devices Park, No. 818 GaoxinAve. East Lake High-Tech Development Zone. Wuhan, Hubei, China(430206)

Tel : (0086)027-87384275

Fax: (0086)027-87800889 www.fn-test.com