

Application Of Cell Grouping



Flow Cytometry Colour Matching Recommendation

Species	Cell types	Recommendation	Cat.No
Human	T/B/NK Cells	CD45-PerCP	PCP-30039
		CD3-FITC	FITC-30004
		CD16-PE	PE-30061
		CD56-PE	PE-30008
Human	Th1/Th2 Cells	CD19-APC	APC-30066
		CD3-PerCP/Cyanine5.5	PCP55-30004
		CD4-FITC	FITC-30005
		IFN-γ-PE	PE-30053
Mouse	Th1/Th2 Cells	IL4-APC	APC-30043
		CD3-PerCP/Cyanine5.5	PCP55-30002
		CD4-FITC	FITC-30001
		IFN-γ-PE	PE-30074
Human	Treg Cells	IL4-APC	APC-30026
		CD4-FITC	FITC-30005
		CD25-PE	PE-30035
Mouse	Treg Cells	CD127-APC	APC-30033
		CD4-FITC	FITC-30001
		CD25-PE	PE-30017
		FOXP3-APC	APC-30055

FC Auxiliary Reagents

Cat.No	Product Name	Size
K080	ACK Lysis Buffer	100mL/200mL/500mL
K079	Cell Staining Buffer	100mL/200mL/500mL
K116	PI Reagent (50μg/mL)	50T/100T/200T/500T
K115	7-AAD Reagent (100μg/mL)	50T/100T/200T/500T

FC Auxiliary Reagents

Cat.No	Product Name	Size
K117	DAPI Reagent (25μg/mL)	50T/100T/200T/500T
K083	Cell Stimulation and Protein Transport Inhibitor Kit	50T/100T/200T
K081	Foxp3/Transcription Factor Staining Kit	20T
K082	Intracellular Fixation/Permeabilization Buffer Kit	50T/100T/500T
FNab30106	Purified Anti-Mouse CD16/32 Antibody(2.4G2)	100μg
FNab10997	Purified Anti-Human CD16 Antibody(3G8)	100μg

Isotype Control Antibodies

Cat.No	Product Name	Host	Marker	Size
FITC-30073	FITC Rat IgG2a,κ Isotype Control(2A3)	Rat	FITC	20T/100T
PE-30073	PE Rat IgG2a,κ Isotype Control(2A3)	Rat	PE	20T/100T
APC-30073	APC Rat IgG2a,κ Isotype Control(2A3)	Rat	APC	20T/100T
FITC-30075	FITC Rat IgG1,κ Isotype Control(HRPN)	Rat	FITC	20T/100T
PE-30075	PE Rat IgG1,κ Isotype Control(HRPN)	Rat	PE	20T/100T
APC-30075	APC Rat IgG1,κ Isotype Control(HRPN)	Rat	APC	20T/100T
FITC-30076	FITC Mouse IgG1,κ Isotype Control(MOPC-21)	Mouse	FITC	20T/100T
PE-30076	PE Mouse IgG1,κ Isotype Control(MOPC-21)	Mouse	PE	20T/100T
APC-30076	APC Mouse IgG1,κ Isotype Control(MOPC-21)	Mouse	APC	20T/100T
PCP-30076	PerCP Mouse IgG1,κ Isotype Control(MOPC-21)	Mouse	PerCP	20T/100T
FITC-30077	FITC Mouse IgG2a,κ Isotype Control(C1.18.4)	Mouse	FITC	20T/100T
PE-30077	PE Mouse IgG2a,κ Isotype Control(C1.18.4)	Mouse	PE	20T/100T
APC-30077	APC Mouse IgG2a,κ Isotype Control(C1.18.4)	Mouse	APC	20T/100T
FITC-30078	FITC Mouse IgG2b,κ Isotype Control(MPC-11)	Mouse	FITC	20T/100T
PE-30078	PE Mouse IgG2b,κ Isotype Control(MPC-11)	Mouse	PE	20T/100T
APC-30078	APC Mouse IgG2b,κ Isotype Control(MPC-11)	Mouse	APC	20T/100T



Wuhan Fine Biotech Co., Ltd

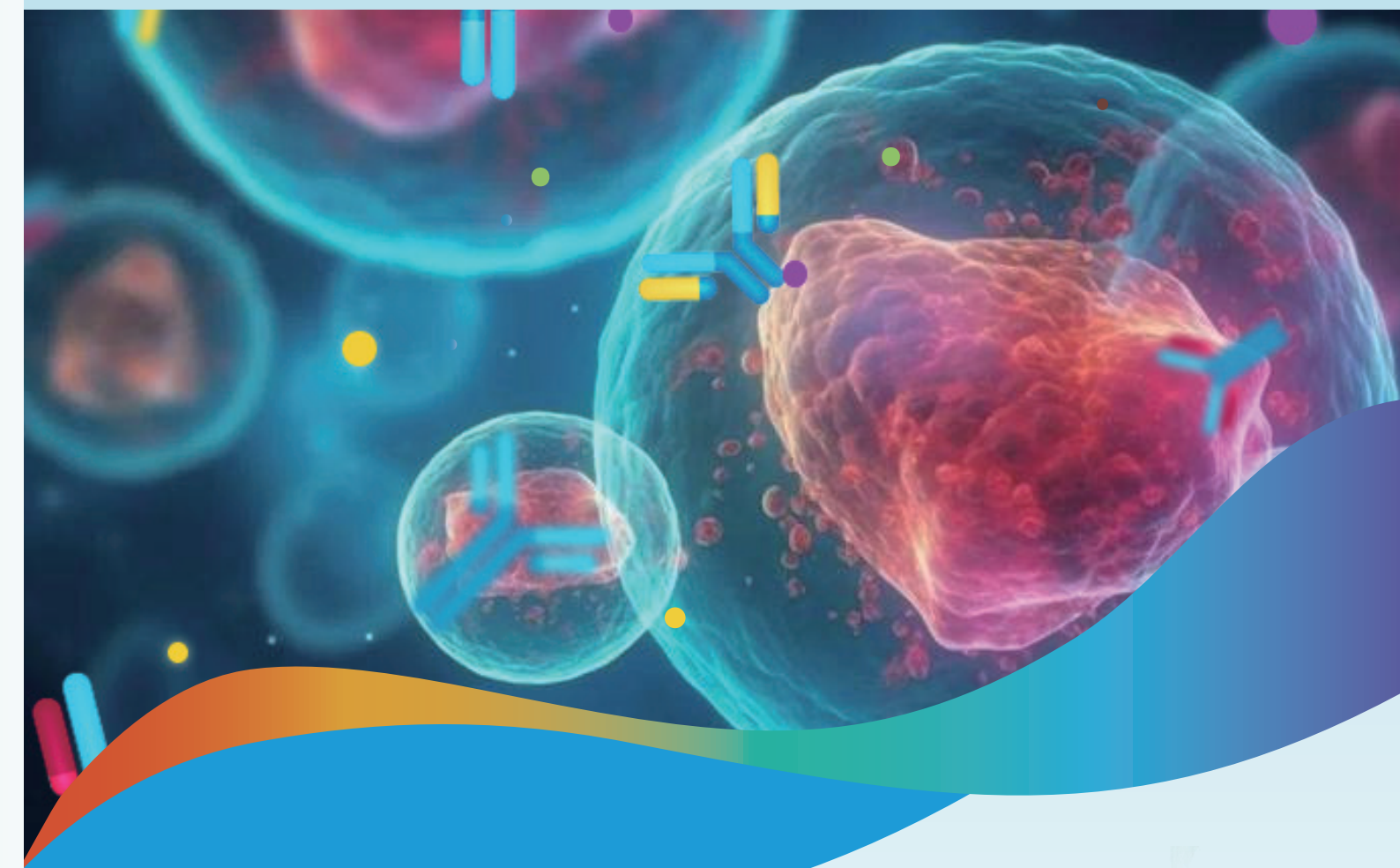
1-2 Floor, BLD 22, Optics Valley Biopharmaceutical Accelerator, No.388 Gaixin 2nd Road, East Lake High Tech Development Zone, Wuhan, 430074, Hubei, China

www.fn-test.com

fine@fn-test.com



Wuhan Fine Biotech Co., Ltd.



Flow Cytometry Antibodies

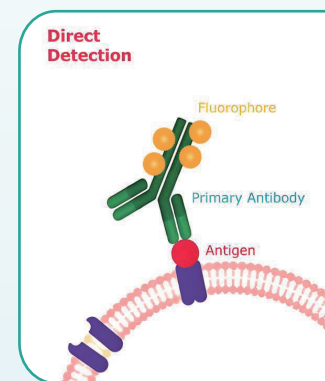


● Applications: Widely used in the fields of immunology, medicine and biology etc, such as cell phenotype identification, cell sorting, cytokine measurement, cell proliferation, cell apoptosis, cell cycle, cell killing etc.

★ Flow Cytometry Antibodies

An efficient assistant for immune cell identification and a convenient tool for cell status identification.

FineTest® provides better experience with high-quality flow cytometry antibodies. The products cover human, mouse, rat and so on, with rich targets. FineTest® offers you an integrative flow cytometry solution including free colour matching, assay guidance and data analysis services etc.



Advantages

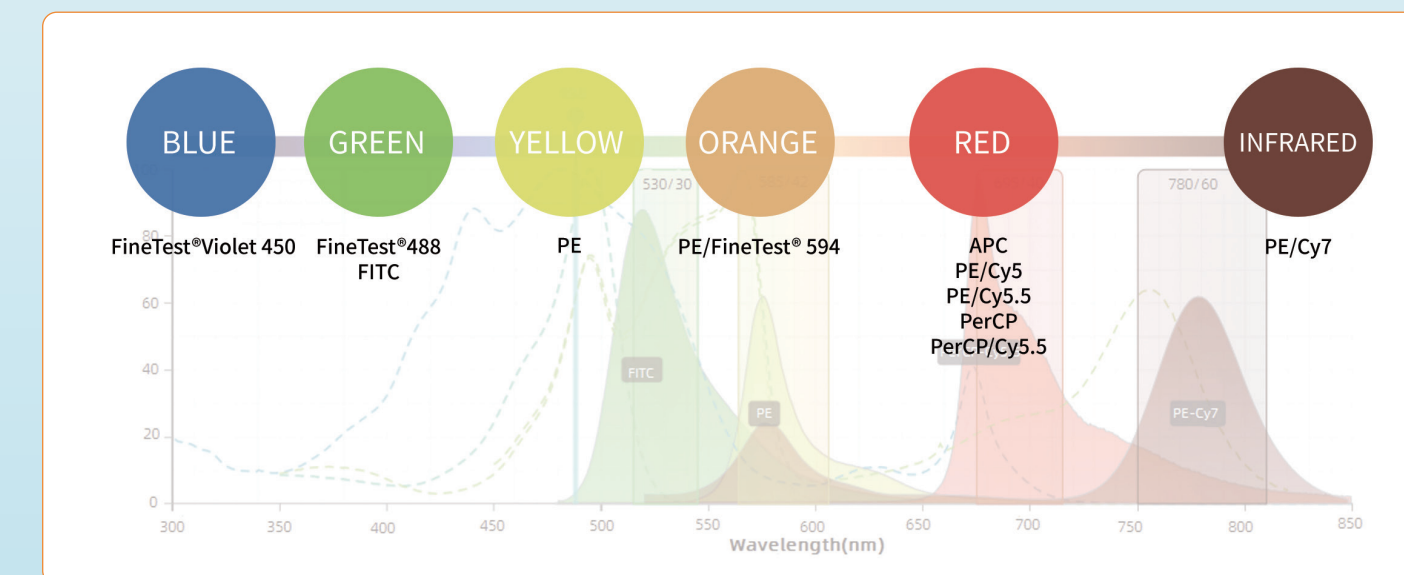
High sensitivity/stability, excellent fluorescein labeling technology

Multiple fluorescein labeled, hundreds of options

More cost-effective, sufficient stock

Multiple Fluorescein Labeled

More than 10 kinds of fluoresceins, which meet the requirements of color matching in multi-color flow experiments.



FITC-30001
FITC Anti-Mouse CD4 (GK1.5)
Results:

